FINALLY!

Help for your small group digital reading struggles!



QUESTION...

Do you sometimes **struggle** with organizing, planning, teaching, and grading **small group reading lessons online**?

If you answered YES! to this question, you are *not alone!*



ANSWER...

These small group reading lessons will provide **EVERYTHING** you need **to successfully host online small group reading lessons**!

Copyright: Out of This World Literacy (Jen Bengel)

Complete Teacher Pages

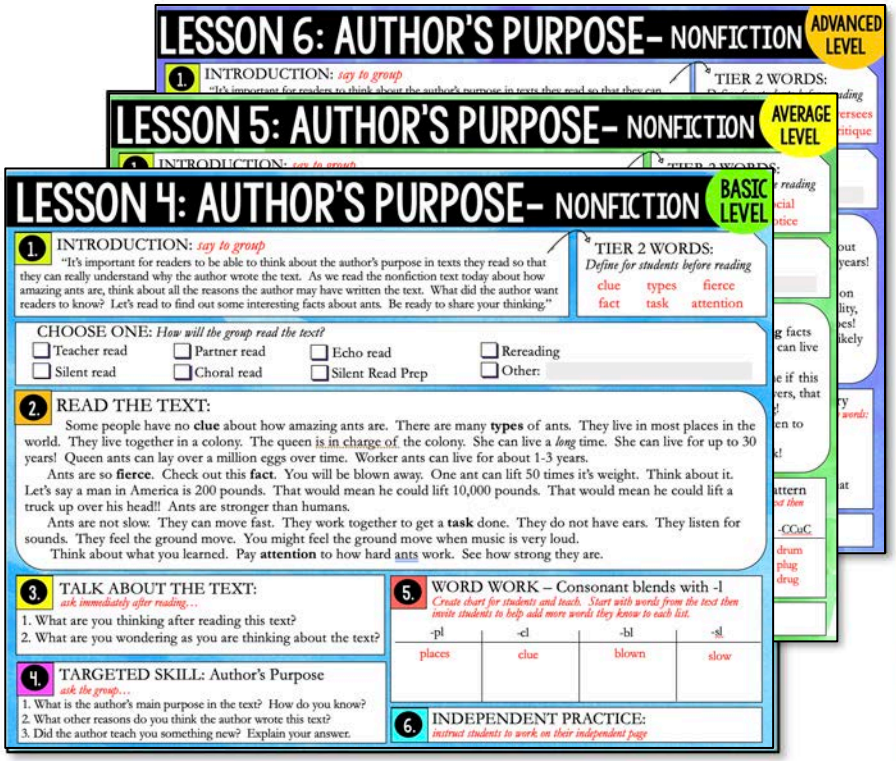

Student Pages

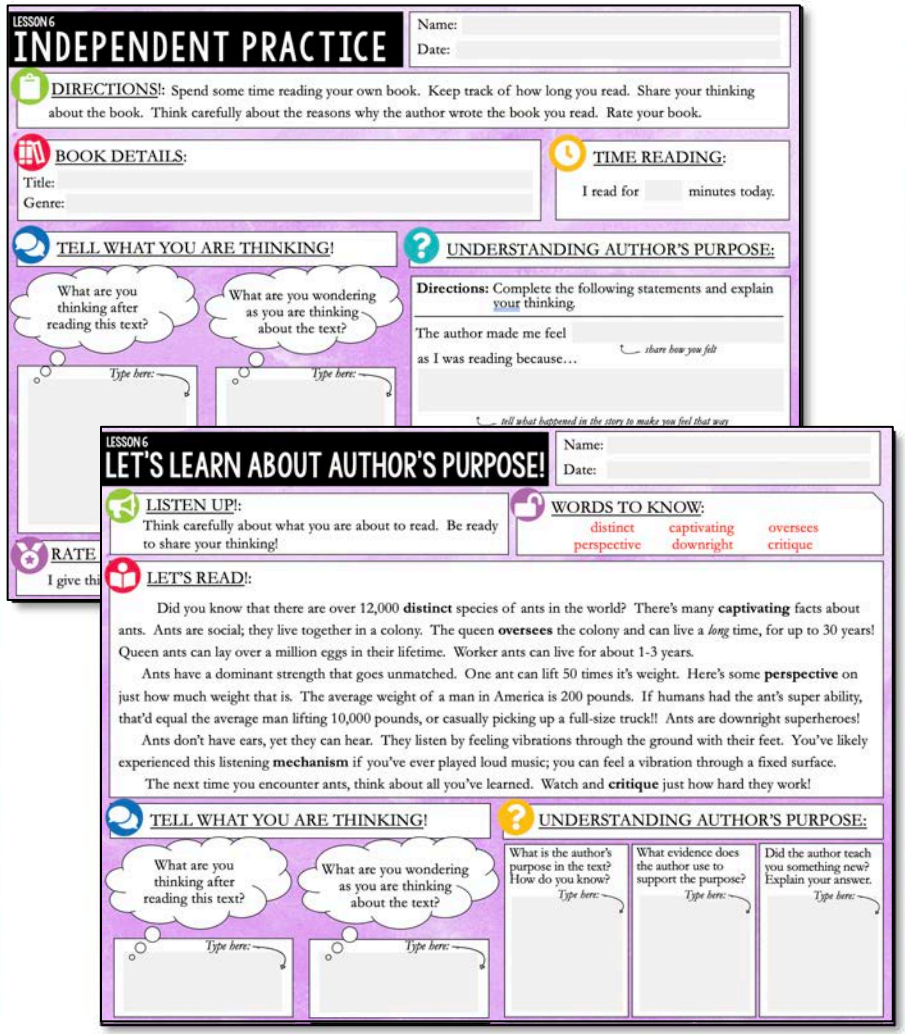

Teach all 6 steps of a DIGITAL small group reading lesson!

EVERYTHING IS INCLUDED

Out of this World LITERACY

USE THIS CODE TO DIFFERENTIATE THE 3 LEVELS.

Each background color matches the level:

BASIC LEVEL
Grades 1-2

- Shorter sentences
- Simplified language
- Simpler vocabulary
- Basic sentence structures
- Phonics word work
- Basic comprehension questioning

AVERAGE LEVEL
Grades 3-4

- Sentence variety
- Adjusted vocabulary
- 2-4 syllable words
- Added contractions
- Phonics word work
- Questioning that goes beyond the text

ADVANCED LEVEL
Grades 5-6

- Combined sentences
- Challenging vocabulary
- Advanced sentence structuring
- Vocabulary word work
- Higher level thinking questions

Tier 2 Vocabulary Answer Key- Author's Purpose

TIER 2 WORDS:	MEANING IN THE TEXT:	SYNONYMS:
LESSON 1: Basic Fiction		
normal	Conforming to a standard, usually typical or expected	usual ordinary common
		best treasured favored
		rich affluent well-off
		glad happy joyful
		scene show production
		liable blamable wrong
		ridiculous foolish crazy
		creep follow trail
		excite inspire delight
		gazed stared gaped
		plot conspire connive
		commonly customarily usually
		obsess infatuate haunt
		pretend sham fake
		raise ask submit
		serious somber unsmiling

LESSON 6

LET'S LEARN ABOUT AUTHOR'S PURPOSE!

Name: _____

Date: _____

LISTEN UP!:
Think carefully about what you are about to read. Be ready to share your thinking!

WORDS TO KNOW:
distinct captivating oversees
perspective downright critique

LET'S READ!:

Did you know that there are over 12,000 **distinct** species of ants in the world? There's many **captivating** facts about ants. Ants are social; they live together in a colony. The queen **oversees** the colony and can live a *long* time, for up to 30 years! Queen ants can lay over a million eggs in their lifetime. Worker ants can live for about 1-3 years.

Ants have a dominant strength that goes unmatched. One ant can lift 50 times its weight. Here's some **perspective** on just how much weight that is. The average weight of a man in America is 200 pounds. If humans had the ant's super ability, that'd equal the average man lifting 10,000 pounds, or casually picking up a full-size truck!! Ants are **downright** superheroes!

Ants don't have ears, yet they can hear. They listen by feeling vibrations through the ground with their feet. You've likely experienced this listening mechanism if you've ever played loud music; you can feel a vibration through a fixed surface.

The next time you encounter ants, think about all you've learned. Watch and **critique** just how hard they work!

TELL WHAT YOU ARE THINKING!

What are you thinking after reading this text?

I'm thinking that ants are more valuable and stronger than I knew.

What are you wondering as you are thinking about the text?

I wonder how many species of ants are in the United States.

UNDERSTANDING AUTHOR'S PURPOSE:

What is the author's purpose in the text? How do you know?	What other reasons do you think the author wrote this text?	Did the author teach you something new? Explain your answer.
The author's purpose is to inform because they give us so many captivating facts about ants.	I think the author wrote this so that we don't squish ants and we have a new perspective for them.	I did not know that there were over 12,000 species of ants in the world.

6 Complete small group lessons

Everything is on ONE page!

ANSWER KEYS INCLUDED AS A GUIDE

LESSON 6

LET'S LEARN ABOUT AUTHOR'S PURPOSE!

Name:

Date:

LISTEN UP!:
Think carefully about what you are about to read. Be ready to share your thinking!

WORDS TO KNOW:
distinct captivating oversees
perspective downright critique

LET'S READ!:

Did you know that there are over 12,000 **distinct** species of ants in the world? There's many **captivating** facts about ants. Ants are social; they live together in a colony. The queen **oversees** the colony and can live a *long* time, for up to 30 years! Queen ants can lay over a million eggs in their lifetime. Worker ants can live for about 1-3 years.

Ants have a dominant strength that goes unmatched. One ant can lift 50 times it's weight. Here's some **perspective** on just how much weight that is. The average weight of a man in America is 200 pounds. If humans had the ant's super ability, that'd equal the average man lifting 10,000 pounds, or casually picking up a full-size truck!! Ants are downright superheroes!

Ants don't have ears, yet they can hear. They listen by feeling vibrations through the ground with their feet. You've likely experienced this listening **mechanism** if you've ever played loud music; you can feel a vibration through a fixed surface.

The next time you encounter ants, think about all you've learned. Watch and **critique** just how hard they work!

TELL WHAT YOU ARE THINKING!

What are you thinking after reading this text?

Type here:

What are you wondering as you are thinking about the text?

Type here:

UNDERSTANDING AUTHOR'S PURPOSE:

What is the author's purpose in the text? How do you know?	What evidence does the author use to support the purpose?	Did the author teach you something new? Explain your answer.
Type here:	*Type here:*	*Type here:*

LESSON 6

INDEPENDENT PRACTICE

Name:

Date:

DIRECTIONS!: Spend some time reading your own book. Keep track of how long you read. Share your thinking about the book. Think carefully about the reasons why the author wrote the book you read. Rate your book.

BOOK DETAILS:
Title:
Genre:

TIME READING:
I read for minutes today.

TELL WHAT YOU ARE THINKING!

What are you thinking after reading this text?

Type here:

What are you wondering as you are thinking about the text?

Type here:

UNDERSTANDING AUTHOR'S PURPOSE:

Directions: Complete the following statements and explain your thinking.

The author made me feel
share how you felt
as I was reading because…
tell what happened in the story to make you feel that way

The author's purpose for writing this story is… *Type here:*

I know this because… *Type here:*

RATE THE BOOK

I give this book stars because

Each lesson comes with 2 student pages

The first page is used during the small group time

The second page is used to apply the reading skill into independent reading

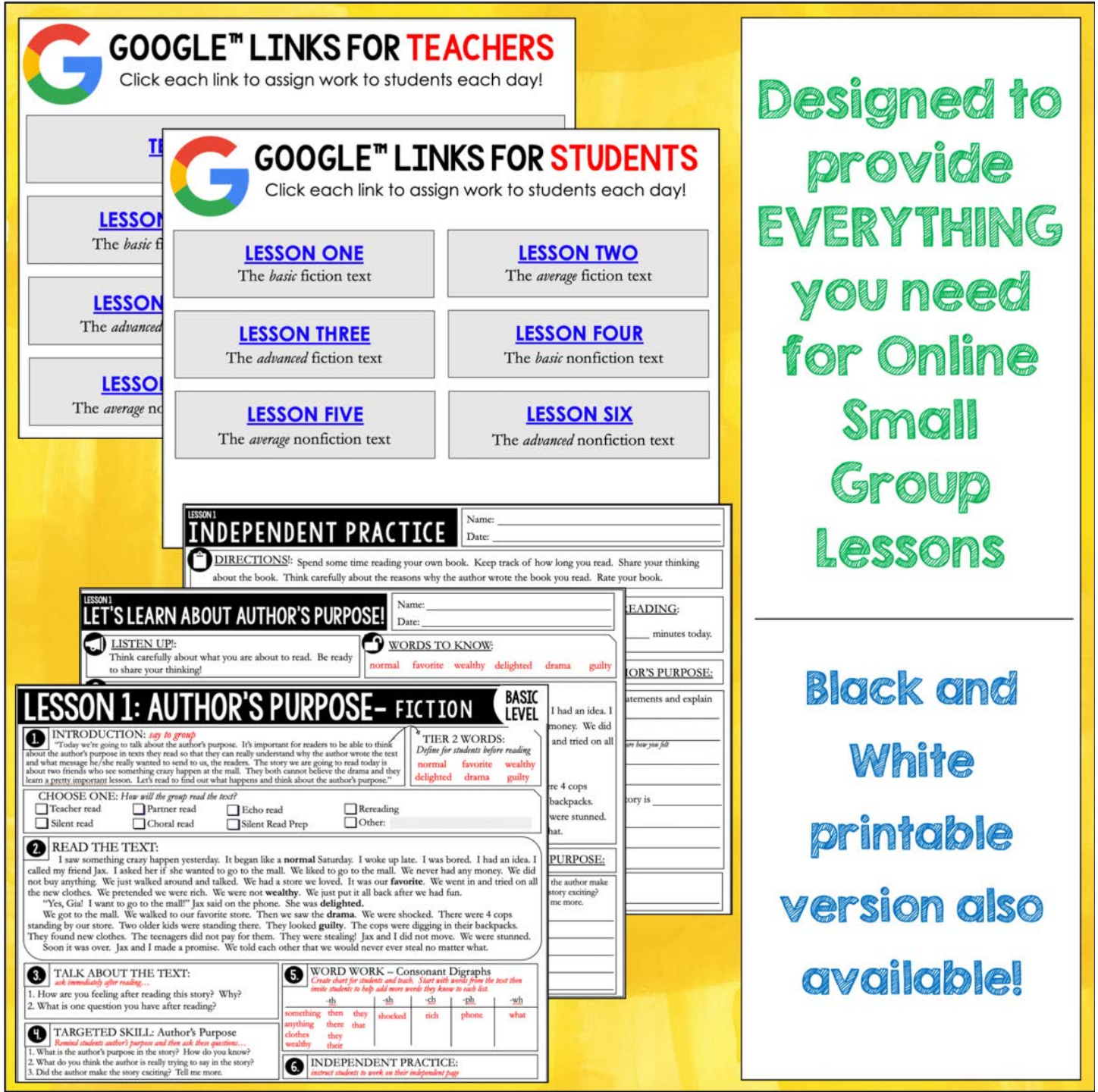
GOOGLE™ LINKS FOR TEACHERS
Click each link to assign work to students each day!
GOOGLE™ LINKS FOR STUDENTS
Click each link to assign work to students each day!
LESSON ONE
The basic fiction text
LESSON TWO
The average fiction text
LESSON THREE
The advanced fiction text
LESSON FOUR
The basic nonfiction text
LESSON FIVE
The average nonfiction text
LESSON SIX
The advanced nonfiction text
LESSON 1
INDEPENDENT PRACTICE
Name:
Date:
DIRECTIONS!: Spend some time reading your own book. Keep track of how long you read. Share your thinking about the book. Think carefully about the reasons why the author wrote the book you read. Rate your book.
LESSON 1
LET'S LEARN ABOUT AUTHOR'S PURPOSE!
Name:
Date:
LISTEN UP!:
Think carefully about what you are about to read. Be ready to share your thinking!
WORDS TO KNOW:
normal favorite wealthy delighted drama guilty
LESSON 1: AUTHOR'S PURPOSE- FICTION
BASIC LEVEL
1. INTRODUCTION: stay to group
"Today we're going to talk about the author's purpose. It's important for readers to be able to think about the author's purpose in texts they read so that they can really understand why the author wrote the text and what message he/she really wanted to send to us, the readers. The story we are going to read today is about two friends who see something crazy happen at the mall. They both cannot believe the drama and they learn a pretty important lesson. Let's read to find out what happens and think about the author's purpose."
TIER 2 WORDS:
Define for students before reading
normal favorite wealthy
delighted drama guilty
CHOOSE ONE: How will the group read the text?
Teacher read
Partner read
Echo read
Rereading
Silent read
Choral read
Silent Read Prep
Other:
2. READ THE TEXT:
I saw something crazy happen yesterday. It began like a normal Saturday. I woke up late. I was bored. I had an idea. I called my friend Jax. I asked her if she wanted to go to the mall. We liked to go to the mall. We never had any money. We did not buy anything. We just walked around and talked. We had a store we loved. It was our favorite. We went in and tried on all the new clothes. We pretended we were rich. We were not wealthy. We just put it all back after we had fun.
"Yes, Gia! I want to go to the mall!" Jax said on the phone. She was delighted.
We got to the mall. We walked to our favorite store. Then we saw the drama. We were shocked. There were 4 cops standing by our store. Two older kids were standing there. They looked guilty. The cops were digging in their backpacks. They found new clothes. The teenagers did not pay for them. They were stealing! Jax and I did not move. We were stunned.
Soon it was over. Jax and I made a promise. We told each other that we would never ever steal no matter what.
3. TALK ABOUT THE TEXT:
ask immediately after reading…
1. How are you feeling after reading this story? Why?
2. What is one question you have after reading?
4. TARGETED SKILL: Author's Purpose
Remind students author's purpose and then ask these questions…
1. What is the author's purpose in the story? How do you know?
2. What do you think the author is really trying to say in the story?
3. Did the author make the story exciting? Tell me more.
5. WORD WORK – Consonant Digraphs
Create chart for students and teach. Start with words from the text then invite students to help add more words they know to each list.
-th: something, then, they, anything, there, that, clothes, they, wealthy, their
-sh: shocked
-ch: rich
-ph: phone
-wh: what
6. INDEPENDENT PRACTICE:
instruct students to work on their independent page
Designed to provide EVERYTHING you need for Online Small Group Lessons
Black and White printable version also available!

Included in This Resource:

1. 6 complete guided reading lessons for teaching author's purpose. *See detailed small group lesson summary page for more information.*
2. **IMPORTANT:** There are two passages. One fiction and one nonfiction. The passages are adjusted to be used in 3 levels. In each level the word work, vocabulary and text complexity changes. The reading levels are: Basic (grades 1-2), Average (grades 3-4), Advanced (grades 5-6). *See differentiation code page for more.*
3. Small group summary lesson page.
4. Detailed description with time suggestions for each of the 6 small group steps.
5. Teacher strategy guide for differentiating within each lesson.
6. A complete teacher page for each lesson.
7. 2 student pages for each lesson.
8. Digital and printable (black and white) formats included.
9. **ANSWER KEYS!**

Thank you so much to the following designers for backgrounds, icons, fonts, and more!

Copyright: Out of This World Literacy (Jen Bengel)

Lesson Breakdown:

*** there is one fiction and one nonfiction passage that is adapted for each lesson.

Lesson 1: The *basic* fiction text.
Lesson 2: The *average* fiction text.
Lesson 3: The *advanced* fiction text.
Lesson 4: The *basic* nonfiction text.
Lesson 5: The *average* nonfiction text.
Lesson 6: The *advanced* nonfiction text.

How are the Lessons Different?

- Each lesson comes with a completely different set of tier 2 vocabulary focus words.
- It also includes a completely separate word work focus.
- The questions for focusing on the comprehension skill in step 4 are different for the advanced level.
- The passage changes in each of the three levels, adding sentence complexity, multi-meaning words and figurative language, along with new vocabulary.

PRO TEACHING TIP:

- If a group of students use the basic level and show success, the teacher can **absolutely use the average level with that same group** (since vocabulary, word work, and text complexity changes).
- They can even use the advanced level as well.
- They'd likely change the way in which the text was read in the group.
- For example, in the basic level the students may read silently after the introduction.
- In the average level they may choose to echo read.
- In the advanced level it may be teacher read.
- In fact, there is so much power in rereading and trying out new ideas and thinking each time.

Copyright: Out of This World Literacy (Jen Bengel)

Use the Different Levels with the Same Students!

Are you unsure whether your students are ***really* reading** or simply trying to memorize words?

- The 2 passages (1 F, 1 NF) are specifically designed to answer this question!
- Begin with lesson 1 or 4 (the basic level). Have students read the passage after the introduction and complete the lesson.
- Use lesson 2 or 5 (the average level) with the same group. This may be the next day, week, or months later. Choose a reading format for step 2. This may be different than your first time reading.
- Because the tier 2 vocabulary and the complexity of the text changes, students will be forced to adjust their reading. Yes, the text is about 80% the same, but they will have to show that they can adapt to the changes when they reread the new version. There is POWER in rereading!
- When students are strong enough readers, try out lesson 3 or 6 (the advanced levels) with the group. It may be teacher-led reading, but the thinking after the new version of the text, the comprehension focus, and the new tier 2 vocabulary discussion will be even richer.

TEACHER CHALLENGE:

Consider these bullet points above when trying out the adjusted passage from the basic, average, to advanced level with a group of readers!

Copyright: Out of This World Literacy (Jen Bengel)

TERMS OF USE:

Thank you in advance for respecting copyright law!

You May:	You May *Not*:
Use the resource in a private teacher online space only accessible to current students and caretakers at home.	Post this resource on a public online page that other teachers have access to, including a school or district server.
Use this resource with your students for distance learning (on a secured platform) or in person with your entire class.	Share this resource with other teachers, including an entire grade level, school, or district without purchasing the proper number of licenses.
To share this resource with colleagues you must: 1. Go to 'My TpT' on the top right of your screen 2. Click on 'My Purchases' 3. Click the 'Buy Additional Licenses' button 4. Purchase a discounted license for each colleague you plan to share this resource with	Modify, redistribute, or resell any part of this resource.

Copyright: Out of This World Literacy (Jen Bengel)

6 Steps in Small Group Reading Lessons:

Step	Time	Description	Tips:
1: The Introduction	2-3 minutes	The teacher shares helpful information with students about the text they are about to read and discuss. This is often planned in advance and designed to help students navigate their way through any potential places in the text where they may become stuck.	• Jot down a few sentences and plan to read them to the group. • Include a brief summary of what is about to be read. • Find a way to get students excited about reading the text. • Decode and define any vocabulary you believe the group may struggle reading. • Tell students to anticipate a group discussion after reading. • Instruct students what to do when finished reading.
2: Read the Text	3-4 minutes	The teacher decides how the group will engage in reading the text. Consult the 'How to Differentiate Within the Levels' page for ideas on which format you'll be reading the text with the group.	• Read the text in advance. Consider the needs and abilities of the readers when choosing how you will read the text. • **If the text appears too challenging, it is still OKAY to use the text in a small group!** Simply choose either teacher read or echo reading. The key is that students discuss and practice sharing their thinking after reading and consider the comprehension skill.
3: Talk About the Text	3-4 minutes	The teacher asks open-ended questions to the group immediately after reading. **Do not skip this step**! It's important to ask these questions immediately after reading so that you can see what exactly each reader is thinking about the text immediately after reading.	• Use student responses to drive your future instruction and answer reflective teaching questions like, "what are the readers noticing and what are they missing?" • Students can type responses into their student page while one or two answer aloud. • You can certainly have them type their answer and then turn in their student page after the lesson is complete. This is a great accountability check and gives you the opportunity to read everyone's thoughts, even if there is not enough time for each reader to share verbally during the group.
4: Targeted Skill	3-4 minutes	Now that you have heard what the students were thinking about the text immediately after reading, it's time to teach the targeted skill. Ask a few specific comprehension questions about the skill.	• Remind students what the skill is and define how readers use the skill. • Students can type responses into their student page while one or two answer aloud. • Pay attention to whether the students are mastering the skill or if they need more whole group, small group support.

Copyright: Out of This World Literacy (Jen Bengel)

6 Steps in Small Group Reading Lesson:

Step	Time	Description	Tips:
5: Word Work	2-3 minutes	The teacher will introduce either a spelling, phonics, grammar, or vocabulary activity. The teacher will begin building word work for students to see word patterns. Students will add ideas to each word pattern.	• Use an anchor chart to create the chart of word patterns. • Dry erase boards work too! • The teacher creates the chart, asking students to chime in and help build word patterns and understandings. • Keep this time brief and to the point so that you do not isolate words too much and take away from the meaning of the text as a whole.
6: Independent Practice	After the Lesson	The teacher will instruct students to complete the independent page after reading. Students will immediately apply the targeted skill into a text they are reading independently. They will submit their independent work to the teacher when complete.	• This is an excellent way to determine if students can apply the targeted skill into their own independent reading. • It works to differentiate, as students read books they have chosen based on preferences and ability. They can apply the skill into their own independent level. • Review the independent work, making teaching decisions on whether students need additional teaching support, or they have mastered the reading skill.
Total Time: 10-18 minutes			

All of these steps are completely designed and prepared for you in each lesson!

Copyright: Out of This World Literacy (Jen Bengel)

Small Group Lesson Summary

Lesson	Level	Genre	Tier 2 Words Covered:	Targeted Skill:	Word Work:
1	Basic	Fiction	normal, favorite, wealthy, delighted, drama, guilty	Author's Purpose	Consonant Digraphs
2	Average	Fiction	wildest, stalk, thrilled, gawked	Author's Purpose	Word families with /aw/ sound
3	Advanced	Fiction	schemed, habitually, fixated, bluffing, posed, solemn	Author's Purpose	A deeper dive into vocabulary
4	Basic	NF	clue, types, fierce, fact, task, attention	Author's Purpose	Consonant blends with -l
5	Average	NF	fascinating, social, reputation, notice	Author's Purpose	Words with the CCvC Pattern
6	Advanced	NF	distinct, captivating, oversees, perspective, downright, critique	Author's Purpose	A closer look at vocabulary words

Copyright: Out of This World Literacy (Jen Bengel)

USE THIS CODE TO DIFFERENTIATE THE 3 LEVELS.

Each background color matches the level:

BASIC LEVEL
Grades 1-2

- Shorter sentences
- Simplified language
- Simpler vocabulary
- Basic sentence structures
- Phonics word work
- Basic comprehension questioning

AVERAGE LEVEL
Grades 3-4

- Sentence variety
- Adjusted vocabulary
- 2-4 syllable words
- Added contractions
- Phonics word work
- Questioning that goes beyond the text

ADVANCED LEVEL
Grades 5-6

- Combined sentences
- Challenging vocabulary
- Advanced sentence structuring
- Vocabulary word work
- Higher level thinking questions

Copyright: Out of This World Literacy (Jen Bengel)

How to Differentiate Within the Levels:

Don't skip this key step to ensure small group reading success!

BEFORE THE GROUP MEETS…

Decide how you will engage students in step 2, the reading of the text. This is KEY in ensuring reading success. Here's a quick guide to choosing which reading style you will use each time. Always consider the needs of the readers in the group as you decide.

Reading Style:	Description:	Times to Use this Reading Format:
Teacher Read	The teacher reads the text aloud to the small group while they follow along on the student page.	• When the text is too challenging for that group of students to read on their own, even with an introduction. • If time is short and the teacher would like to focus more on the comprehension portion than reading fluency practice.
Silent Read	The students read the text independently after they have heard the introduction and gone over the key vocabulary words. If a student finishes reading before others, that student is instructed to read the passage again until the group is ready to discuss.	• When the text is instructional and can be read successfully after an introduction. • When the text is at the students' independent reading levels. • When the teacher wants to conduct a running record or one-on-one reading time.
Partner Read	Students get together in a chat online or whisper read in person. One student reads the passage, then the other student reads the entire passage. Both students should read aloud the entire passage.	• When the text is instructional and can be read successfully after an introduction. • When asking students to share thinking with a partner. • When the teacher wants to be free to push in and listen to a partnership read together.
Choral Read	Reading aloud in unison with the whole class, in a small group, or with a partner. Use this strategy to build students' confidence, fluency, stamina, and reading motivation.	• When the text is too challenging for that group of students to read on their own, even with an introduction. • Use when there is a variety of readers in the group (some may be able to read the passage independently while others may need more support). • To keep all students in the group engaged and ensure that they read the entire passage. • To build reading stamina, confidence, fluency, and reading motivation.

Copyright: Out of This World Literacy (Jen Bengel)

Reading Style:	Description:	Times to Use this Reading Format:
Echo Read	Teacher reads a short section of text (paragraph or sentence) and the students read it back aloud together. Focus on rereading with the same fluency.	• When the text is too challenging for that group of students to read on their own, even with an introduction. • To practice reading accuracy, fluency, motivation, and confidence. • For a shared reading experience.
Silent Read Prep	Have students read silently before reading aloud to prep for strong reading fluency and expression.	• When the text is just a bit too challenging for that group of students to read on their own without practicing in advance. • To ensure the group is reading successfully. • To provide more than one opportunity to read the text in a small group time.
Rereading	Have students reread a text 2-3 times, focusing on fluency and expression each time.	• When the text is instructional and can be read successfully after an introduction. • When working to build writing stamina and confidence. • When looking to dig deeper below the surface of a text and ensure higher level thinking conversations after reading.

Copyright: Out of This World Literacy (Jen Bengel)