Rationale:

This resource includes practice work for practice comparing and contrasting. It includes the following detailed practice:

1. Comparing Characters' Choices
2. Comparing Characters' Traits
3. Comparing Characters from Different Stories
4. Comparing Text to Favorite Text
5. Comparing Facts From Two Texts
6. Comparing Themes From Two Texts
7. Comparing Quality of Writing
8. Comparing Character Choices with your own
9. Comparing the text Beginning and End
10. Comparing Different Versions of the Same Story
10. Comparing the Plot to Other Texts
11. Comparing 3 Favorite Books
12. Comparing the Text to the Movie
13. Comparing the Text to Your Life
14. Comparing the Text to the Real World
15. Compare Characters' Word Choices
16. Comparing Multiple Text Structures
17. Comparing Text Titles
18. Comparing How Characters Change Over Time
19. Comparing Reading Genres

These pages are great for big kids to practice comparing and contrasting skills.

The printable pages in this resource can be used in several ways, including:

- As daily morning work to review comprehension work skills
- During guided reading small groups
- During independent reading time or centers
- To work with partners and small groups
- As an assessment for teachers to monitor students' reading comprehension abilities
- As homework review sheets
- As a quick and fun 10 minute time filler.
- As 'when you're finished' additional work for students
- To use with substitute teachers

*******Thank you so much to these amazing artists, whose work is found in this resource!!**





Copyright © 2015 Jen Bengel
All rights reserved by author.
Permission to copy for single classroom use only.
Electronic distribution limited to single classroom use only.
Not for public display.

Terms of Use:

****** This purchase is for one teacher only. ******

*** This resource is not to be shared with colleagues or used by an entire grade level, school, or district without purchasing the proper number of licenses.

To share this resource with colleagues you must:

1. Go to 'My TpT' on the top right of your screen
2. Click on 'My Purchases'
3. Click the 'Buy Additional Licenses' button
4. Purchase a discounted license for each colleague you plan to share this resource with

*** The license in not transferrable to another person.

*** If you are a coach, principal, or district interested in a site license, please contact me for a quote at jenbengel5@gmail.com.

*** This resource may not be uploaded to the internet in any form, including classroom/personal websites and network drives.

This Resource is NOT to be:

- Used by an entire grade level, school, or district without purchasing the proper number of licenses.
- Resold or redistributed
- Modified and resold
- Shared on databases, where individuals other than the purchaser have access

I work very hard to provide you with high-quality, time-saving resources and I greatly appreciate your support. Thank you for respecting my work and for respecting my terms of use!

Jen Bengel

"Comparing Themes from Two Texts"

Name: _____ Date: _____

What To Do:

Readers compare themes from two different texts to think about how the themes compare. Make a list of themes from two different texts you have read. Then tell how the themes are alike and different.

Text 1: **Text 2:** _____

Themes	Themes



Alike:

Challenge: On the back of this page, describe one favo... favorite. Be sure to use evidence from the texts to supp...

Copyright: Out of T...

"Comparing Characters from Different Stories"

Name: _____ Date: _____

What To Do:

Readers often find themselves comparing characters from a story they are reading to other characters from books they have read in the past. Describe two characters from the story. Then compare them to characters from other books you have read.

Character 1:

Character: _____

Alike:	Different:



...acter: _____

Alike:	Different:

...r you liked best and least of all the characters you described. Be ...s.

...his World Literacy (Jen Bengel)

"Comparing Quality of Writing"

Name: _____ Date: _____

What To Do:

Readers compare the quality of writing to other texts so they can decide which text they like better. Rate the quality of writing for three texts you have read by circling a number from 1-10 (10 being your highest rating). Then explain your reasons for each rating.

Text: _____

1 2 3 4 5 6 7 8 9 10

My Reasons: _____

Text: _____

1 2 3 4 5 6 7 8 9 10

My Reasons: _____

Text: _____

1 2 3 4 5 6 7 8 9 10

My Reasons: _____



Challenge: On the back of this page, make a list of characteristics of high quality writing. Then describe which of the books from this page had the best quality writing.

Copyright: Out of This World Literacy (Jen Bengel)



19 Graphic Organizers

"Comparing the Text to Your Life"

Name: _____ Date: _____

What To Do:

Readers often compare different elements of the text to their own lives. For each of the text elements below compare how the text is alike and different from your own life.

Main Character...	
Alike:	Different:

Challenge: On the back of this page, share any other ways you would rather have your own life or be part of the text.

Copyright: Out of This

"Comparing Three Favorite Books"

Name: _____ Date: _____

What To Do:

Readers can compare how their three favorite books are alike and different. In each box below, describe the best parts of your three favorite books. Then tell how they are alike and different.

Book #1	Book #2	Book #3

Different:

Write the book title on the back of this page. Then list all the

This World Literacy (Jen Bengel)

"Comparing Different Versions of the Same Story"

Name: _____ Date: _____

What To Do:

Many times readers will read different versions of the same story. This is especially true with traditional literature pieces, such as Cinderella. Compare different versions of the same story by filling in the spaces below.

Version 1:	Version 2:
How they are alike...	
Version 3:	Version 4:

Challenge: Share your comparisons with a partner. Talk about which version of the story you liked best. Share your thinking on the back of this page.

Copyright: Out of This World Literacy (Jen Bengel)

USE WITH ANY TEXT!



GOOGLE™ LINKS FOR STUDENTS

Click each link to assign work to students each day!

Comparing Character Choices	Comparing Character Traits	Comparing Characters from Different Stories	Comparing Text to Favorite Text
Comparing Facts from Two Texts	Comparing Themes from Two Texts	Comparing Quality of Writing	Comparing Character Choices with Your Own
Comparing Text Beginning and End	Comparing Different Versions of the Same Story	Comparing the Plot to Other Texts	Comparing 3 Favorite Books
Comparing the Text to Your Life	Comparing the Text to the Real World	Compare Characters' Word Choices	Comparing Multiple Text Structures
Comparing Text Titles	Comparing How Characters Change Over Time	Comparing Reading Genres	

DIGITAL INCLUDED!

"Comparing Character Choices with Your Own "

Name: _____ Date: _____

What To Do:

Readers wonder if they would make the same choices as the characters in a story if they were faced with the same situations. Describe four choices the characters made in the story. Check whether you would do the same or something different. Then explain your thinking.

Choice: _____

_____

_____

SAME: ☐

DIFFERENT: ☐

My Thinking: _____

_____

_____



Choice: _____

_____

_____

SAME: ☐

DIFF

My Thinking: _____

_____

_____

SAMPLE

Choice: _____

_____

_____

SAME: ☐

DIFFERENT ☐

My Thinking: _____

_____

_____

Choice: _____

_____

_____

SAME: ☐

DIFFERENT ☐

My Thinking: _____

_____

_____



Challenge: Get together with a partner or small group. Share the character choices and whether you would do the same. Use the back of this page to take notes on your conversation.

Copyright: Out of This World Literacy (Jen Bengel)

"Comparing Characters' Word Choices"

Name: _____ Date: _____

What To Do:

Readers compare what different characters say in the text. Copy 6 quotes from the text. Then compare how the characters are alike and different based on what they say.



Character:



Character:

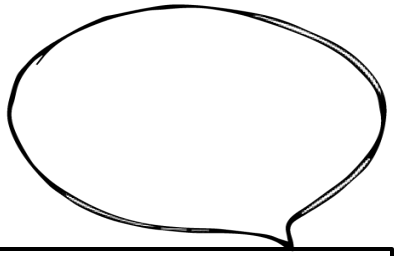

Character:



Character:



Character:



Character:

SAMPLE

Alike:

_____

_____

_____

_____

_____

_____

Different:

_____

_____

_____

_____

_____

_____





Challenge: Share the quotes with a partner. See if your partner can guess which character said what. Then talk together about how they are alike and different. Add any new thinking to the back of this page.

Copyright: Out of This World Literacy (Jen Bengel)