Graphic Biographies

I am so excited to be bringing you this Graphic Biography resource!

Kids LOVE graphic novels...so the team at Out of This World Literacy got together to bring teachers and students Graphic Biographies!

There are countless ways to use the Graphic Biography and 35 support pages included. Here are just a few ideas...

- Guided Reading (complete lesson included)
- Whole group read aloud
- Reading center activities
- Partner reading
- Literature Circle
- Independent Reading Fun

What Is Included:

1. 2-page Graphic Biography with custom illustrations by Andrea Bufford.
2. Google Digital Versions!
3. Answer Keys
4. 3 Comprehension and Vocabulary student pages
5. 6 Writing Prompts
6. 3 Response Forms for After Reading
7. Step-by-Step How to Draw: Yusra Mardini and Goggles
8. 6 Blank Graphic Template Pages for Students to Create their Own Graphic Stories
9. COMPLETE Guided Reading Lesson with Comprehension Check and 5 Teacher Planning Pages
10. 21 Open-ended Discussion Questions to Ask Students After Reading.
11. 19 Open-ended Discussion Statements for Students to Answer After Reading
12. 8 Specific Question Cards with Custom Graphics
13. 44 Open-Ended Discussion Question Cards

Thank you so much to these amazing artists, whose work is found in this resource!



andrea bufford

GRAPHIC BIOGRAPHY



Yusra Mardini

DIGITAL LINKS INCLUDED!



Out of this World LITERACY

35 SUPPORT PAGES INCLUDED



COMPREHENSION

WRITING

AND

SO MUCH MORE



GUIDED READING

Out of this World LITERACY

GUIDED READING LESSON



Quick Notes Guide: Use the scale to quickly take notes as you work through the different parts of the lesson.

1 *(no response or incorrect)* 2 *(Partial)* 3 *(Satisfactory)* 4 *(Above Average)*

Group members	Before Reading	During Reading	After Reading

Step 1. The Intro.

Use as a guide to start your introduction:
"Today we are going to read a biography about a young female swimmer named Yusra Mardini. The format of the story is like a graphic novel. The graphic pictures in the biography will help us learn more about Yusra's life. As we read, let's pay close attention to the illustrations to help us with our reading comprehension. Let's read to find out about Yusra's life and how she overcame many struggles to become an Olympic swimmer!"

Step 2. Read the Text.

How will the group read the text? (Circle One)
Teacher read · Choral read · Silent read · Partner read · Echo read · Other: _____

Reteach and Refocus (keep track of which students you are reading with)
Student: _____
Student: _____

OR… *Running Record (Note Details Below)*

Step 3. Share Your Thinking.

1: What is the first thing you are thinking after reading? Tell me more.

2: Which part of the graphic biography did you like best? Why was that your favorite part?

3: What is your opinion of Yusra Mardini? Share reasons for your opinion.

Step 4. Direct Text Questions.

1: Look on page 1. What major event happened that changed Yusra's life forever? Share your thoughts.

2: What does refugee mean? How did Yusra and her sister leave their country?

3: Look on page 2. Retell how Yusra settled in Germany and what she's accomplished so far.

Step 5. Targeted Word Study.

Consonant blends with -s

spent	stiff
sister	started
swim	constant
escape	specifically
skies	stadium

Recreate the chart for word Study activity.

Meaning in Text	
refugee	*A person who has been forced to leave their country in order to escape war, persecution, or natural disaster*
endurance	*To handle a difficult situation over a period of time*

Step 6. Writing Response.

Have students copy the writing prompt and respond.
Make a list of things you can learn from reading about Yusra's life. Circle the biggest lesson and write more about it.

Copyright: Out of This World Literacy (Jen Bengel)

GUIDED READING

GUIDED READING

Book Title: _____ Level: _____

Fluency | Comp. | Word Study

GUIDED READING

GUIDED READING

GUIDED READING

Month: _____

Tuesday	Wednesday	Thursday	Friday

Copyright: Out of This World Literacy (Jen Bengel)

HOW TO DRAW


HOW TO DRAW
HOW TO DRAW
STEP BY STEP
Yusra Mardini and Goggles
DRAW TWO OVALS
STEP 2
LARGE OVALS
DRAW TWO LARGER OVALS AROUND THE FIRST OVALS
ADD TWO SMALL TRIANGLES ON EACH SIDE
STEP 4
BRIDGE
CONNECT THE OVALS WITH A BRIDGE
STEP 5
DRAW TWO CURVED LINES FOR THE HEADBAND
STEP 6
REFLECTION LINES
ADD REFLECTION LINES IN THE GLASSES
STEP 7:
add face lines and neck lines
STEP 8:
Draw Yusra's Hair
Copyright: Out of This World Literacy (Jen Bengel)
Copyright: Out of This World Literacy (Jen Bengel)

GOOGLE™ LINKS FOR STUDENTS

Click each link to assign work to students each day!

The Graphic Biography



Yusra Mardini



Multiple Choice	Comprehension Check	Vocabulary Check
Writing Prompts	Response Forms	How To Drawing
Graphic Templates	Guided Reading Lesson	Discussion Questions
Discussion Statements	Question Cards	

LINKS ACTIVE IN PAID VERSION

Copyright: Out of This World Literacy® (Jen Bengel)