Silly Story Grammar Fun!

I hope you and your students enjoy these silly stories! I created some track & field silly stories (think Mad Libs™) that the kids can create with a partner.

What Is Included:

1. 4 Silly Stories with a track & field theme.
2. Black and white and color clip art versions.
3. Digital Google Classroom version.

Ways to Use the Silly Stories:

1. At home fun while practicing reading and grammar.
2. In a writing or word work literacy center.
3. As a fun way to review grammar skills.
4. As a 'when you're finished' fun partner activity.
5. For indoor recess fun.
6. For substitute teachers.

CLICK HERE to see more Silly Stories!

Thank you so much to these amazing artists, whose work is found in this resource!







Terms of Use:

****** This purchase is for one teacher only. ******

*** This resource is not to be shared with colleagues or used by an entire grade level, school, or district without purchasing the proper number of licenses.

To share this resource with colleagues you must:

1. Go to 'My TpT' on the top right of your screen
2. Click on 'My Purchases'
3. Click the 'Buy Additional Licenses' button
4. Purchase a discounted license for each colleague you plan to share this resource with

*** The license in not transferrable to another person.

*** If you are a coach, principal, or district interested in a site license, please contact me for a quote at jenbengel5@gmail.com.

*** This resource may not be uploaded to the internet in any form, including classroom/personal websites and network drives.

This Resource is NOT to be:

- Used by an entire grade level, school, or district without purchasing the proper number of licenses.
- Resold or redistributed
- Modified and resold
- Shared on databases, where individuals other than the purchaser have access

I work very hard to provide you with high-quality, time-saving resources and I greatly appreciate your support. Thank you for respecting my work and for respecting my terms of use!

Jen Bengel

GOOGLE™ LINKS FOR STUDENTS

Click each link to assign work to students each day!

Decathlon Day

Hurdling Forward

Teamwork Makes the Dream Work

Higher Heights

LINKS ACTIVE IN PAID VERSION

Copyright: Out of This World Literacy (Jen Bengel)

Decathlon Day



Name: _____

Date: _____

Directions: Complete the story by asking your partner to name parts of speech in the spaces below. Then read the story together and enjoy!

It's Decathlon Day, but actually it's only day one! The decathlon has ten events, so it takes two days to complete. First, I'll start with the 100 _____ (UNIT OF MEASUREMENT) dash. That one should be _____ (ADJECTIVE)! Then it's the l

to _____ (ADVERB) jump as far as I can! Shot put is a

_____ (ADJECTIVE) when I have to spin around before

Hopefully I don't _____ (ACTION VERB). Then there's the

jump, before I run a 400 meter dash! _____ (INTERJECTION)

It will be a full and _____ (ADJECTIVE) day. Day two st

hurdles. Can you imagine _____ (ACTION VERB+ING) over a bar that

inches high?? I have had to practice those for _____ (PLURAL LENGTH OF

rough, but after hurdles is the _____ (NOUN- HOUSEHOLD OBJECT) thr

at. Pole vault and javelin are a nice rest before I have to get rea

_____ (UNIT OF MEASUREMENT) race. And they put that one at the end?

Copyright: Out of This World Literacy (Jen Beng

4 DIFFERENT SILLY STORIES

_____

PRACTICE GRAMMAR SKILLS

_____

Hurdling Forward



Name: _____

Date: _____

Directions: Complete the story by asking your partner to name parts of speech in the spaces below. Then read the story together and enjoy!

_____ (ONOMATOPOEIA)! The gun went off and I was headed for the finish line. It would only take me 100 _____ (PLURAL UNIT OF MEASUREMENT) to get there. And before I got there, I had many hurdles to overcome...literally. _____ (NUMBER) hurdles, to be exact. I had practiced _____ (ACTION VERB+ING) over them with Coach _____ (PROPER NOUN- NAME), and I had been able to jump over all of them _____ (ADJECTIVE FOR AMOUNT) times. It was just a matter of doing it _____ (ADVERB) enough. I had to beat the rest of these girls! As I ran, I remembered my coach's tips. Visualize myself jumping just one _____ (UNIT OF MEASUREMENT) over the hurdle. Keep my momentum going _____ (PREPOSITION) the hurdle. Lean _____ (DIRECTION)! The first five hurdles went along _____ (FIGURATIVE LANGUAGE FOR WELL). I was going to make it! Then the sixth hurdle nicked my _____ (NOUN- BODY PART). _____ (INTERJECTION)! I was losing steam! But I couldn't lose focus. I could still finish _____ (ADVERB). And I did! I wasn't _____ (ORDINAL NUMBER), but I finished. And I was _____ (ADJECTIVE- EMOTION).

Copyright: Out of This World Literacy (Jen Bengel)

Decathlon Day

Name: _____ Date: _____

Directions: Write your own version of the story, making all the words and sentences make sense together.



Copyright: Out of This World Literacy (Jen B

MAKE YOUR OWN STORIES

Decathlon Day

Name: _____ Date: _____

Directions: Write your own version of the story, making all the words and sentences make sense together. Color the words that match each part of speech in your story.



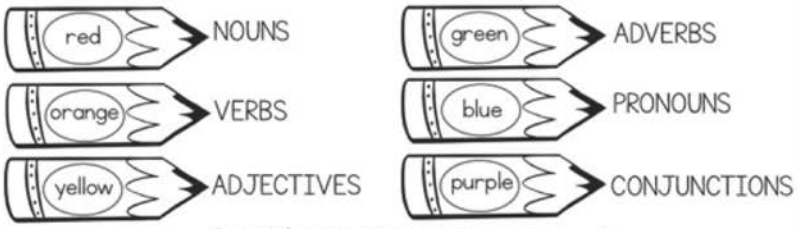

Copyright: Out of This World Literacy (Jen Bengel)

IDENTIFY PARTS OF SPEECH

Decathlon Day



Name: _____

Date: _____

Directions: Complete the story by asking your partner to name parts of speech in the spaces below. Then read the story together and enjoy!

It's Decathlon Day, but actually it's only day one! The decathlon has ten events, so it takes two days to complete. First, I'll start with the 100 _____ dash.
{UNIT OF MEASUREMENT}

That one should be _____ ! Then it's the long jump, where I try
{ADJECTIVE}

to _____ jump as far as I can! Shot put is after that. I get really
{ADVERB}

_____ when I have to spin around before th wing the ball.
{ADJECTIVE}

Hopefully I on't _____ . ne th e's e _____
CTI VERB OJECTIVE}

jump, before I run 40 mete da _____ ! That's just today!
{INTERJECTION}

It will be a full and _____ day. Day two starts with the 110 meter
{ADJECTIVE}

hurdles. Can you imagine _____ over a bar that is _____
{ACTION VERB+ING} {NUMBER}

inches high?? I have had to practice those for _____ . It's still
{PLURAL LENGTH OF TIME}

rough, but after hurdles is the _____ throw, which I'm better
{NOUN- HOUSEHOLD OBJECT}

at. Pole vault and javelin are a nice rest before I have to get ready for the 1500 _____ race. And they put that one at the end? _____ !
{UNIT OF MEASUREMENT} {INTERJECTION}

SAMPLE

Copyright: Out of This World Literacy (Jen Bengel)

Decathlon Day



Name: _____

Date: _____

Directions: Complete the story by asking your partner to name parts of speech in the spaces below. Then read the story together and enjoy!

It's Decathlon Day, but actually it's only day one! The decathlon has ten events, so it takes two days to complete. First, I'll start with the 100 _____ dash.
{UNIT OF MEASUREMENT}

That one should be _____ ! Then it's the long jump, where I try
{ADJECTIVE}

to _____ jump as far as I can! Shot put is after that. I get really
{ADVERB}

_____ when I have to spin around before th wing the ball.
{ADJECTIVE}

Hopefully I on't _____ . ne th e's e _____
CTI VERB OJECTIVE}

jump, before I run 40 mete da _____ ! That's just today!
{INTERJECTION}

It will be a full and _____ day. Day two starts with the 110 meter
{ADJECTIVE}

hurdles. Can you imagine _____ over a bar that is _____
{ACTION VERB+ING} {NUMBER}

inches high?? I have had to practice those for _____ . It's still
{PLURAL LENGTH OF TIME}

rough, but after hurdles is the _____ throw, which I'm better
{NOUN- HOUSEHOLD OBJECT}

at. Pole vault and javelin are a nice rest before I have to get ready for the 1500 _____ race. And they put that one at the end? _____ !
{UNIT OF MEASUREMENT} {INTERJECTION}

SAMPLE

Copyright: Out of This World Literacy (Jen Bengel)

Decathlon Day

Name: _____ Date: _____

Directions: Write your own version of the story, making all the words and sentences make sense together.

SAMPLE



Copyright: Out of This World Literacy (Jen Bengel)

Decathlon Day

Name: _____ Date: _____

Directions: Write your own version of the story, making all the words and sentences make sense together. Color the words that match each part of speech in your story.

SAMPLE





NOUNS



VERBS



ADJECTIVES

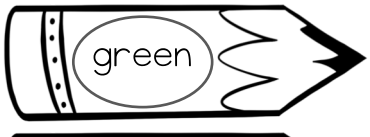

ADVERBS



PRONOUNS

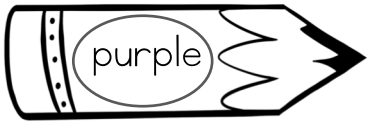

CONJUNCTIONS

Copyright: Out of This World Literacy (Jen Bengel)