Terms of Use:

****** This purchase is for one teacher only. ******

*** This resource is not to be shared with colleagues or used by an entire grade level, school, or district without purchasing the proper number of licenses.

To share this resource with colleagues you must:

1. Go to 'My TpT' on the top right of your screen
2. Click on 'My Purchases'
3. Click the 'Buy Additional Licenses' button
4. Purchase a discounted license for each colleague you plan to share this resource with

*** The license in not transferrable to another person.

*** If you are a coach, principal, or district interested in a site license, please contact me for a quote at jenbengel5@gmail.com.

*** This resource may not be uploaded to the internet in any form, including classroom/personal websites and network drives.

This Resource is NOT to be:

- Used by an entire grade level, school, or district without purchasing the proper number of licenses.
- Resold or redistributed
- Modified and resold
- Shared on databases, where individuals other than the purchaser have access

I work very hard to provide you with high-quality, time-saving resources and I greatly appreciate your support. Thank you for respecting my work and for respecting my terms of use!

Jen Bengel

Included in This Bundle:

1. Alphabet cards in 4 formats.
    - Entire page
    - 4 letters per page
    - 9 letters per page
    - Entire alphabet on one page
2. Black and white and color versions in all 4 formats.
3. Numbers 1-10 in 4 formats (color and B/W).
4. Custom artwork with 3 different themes.
    1. Suburban
    2. Rural
    3. Urban
5. Student word work pages (printable and digital versions).

Custom Illustrations Credit:

Andrea Bufford Art

www.andreabufford.com

Copyright: Out of This World Literacy (Jen Bengel)

10 Ways to Use the Alphabet Cards

The following list is just a few ideas to get you started…the uses of these cards are limitless!

1. Classroom display/decoration.
2. Word Work in Guided Reading and Small Groups.
    - Make word lists with same initial letters
    - Make lists of rhyming words
    - Make lists of synonyms.
    - Make list of places you've seen or heard the word before.
3. Hole-punched set on a ring.
4. Memory Game.
5. Introduce new vocabulary to ELL students.
6. Individual word lists in each students' notebook.
7. A 'go fish' alphabet game.
8. Making a sound wall.
9. Making an alphabet book and coloring in the letters with the black and white versions.
10. Send home student pages and ask students to make a list of words from around their house that begin with each letter sound. Then write a short story using as many of those words as possible.

Copyright: Out of This World Literacy (Jen Bengel)

ALPHABET CARDS

SUBURBAN THEME

Out of the World LITERACY

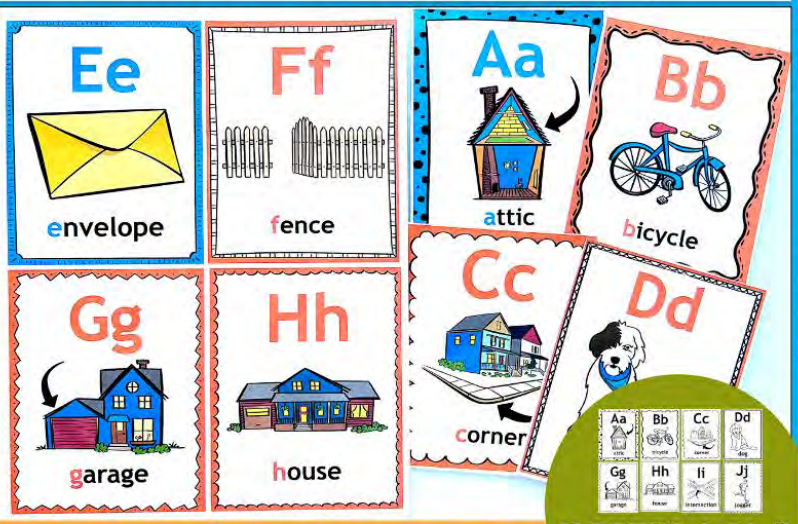

STUDENT PAGES!

4 SIZES & BW!

1: FULL PAGE



2: 4 PER PAGE



IDEAS...

- CLASS DECOR
- FLASH CARDS
- WORD WORK IN GUIDED READING

3: 9 PER PAGE



4: ONE PAGE



IDEAS...

- 'GO FISH' GAME
- SOUND WALL
- HOLE-PUNCHED SET ON A RING

STUDENT PAGES: COLOR, BW,





IDEA...

- CREATE INDIVIDUAL ALPHABET BOOKS FOR WRITING & SPELLING



3: 9 PER PAGE



4: ONE PAGE



IDEAS...

- CLASS DECOR
- FLASH CARDS
- WORD WORK IN GUIDED READING



1: FULL PAGE

2: 4 PER PAGE

IDEAS...

- CLASS DECOR
- FLASH CARDS
- WORD WORK IN GUIDED READING

ALPHABET CARDS
URBAN THEME

Out of this World LITERACY











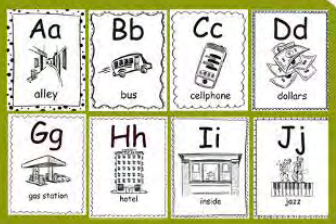

STUDENT PAGES!

4 SIZES & BW!

ALPHABET CARDS
RURAL THEME

Out of this World LITERACY



STUDENT PAGES! 4 SIZES & BW!



IDEAS...
- CLASS DECOR
- FLASH CARDS
- WORD WORK IN GUIDED READING



3: 9 PER PAGE



4: ONE PAGE



IDEAS...
- CLASS DECOR
- FLASH CARDS
- WORD WORK IN GUIDED READING

STUDENT PAGES: COLOR, BW, DIGITAL





IDEA...
- CREATE INDIVIDUAL ALPHABET BOOKS FOR WRITING & SPELLING

Aa



SAMPLE

attic

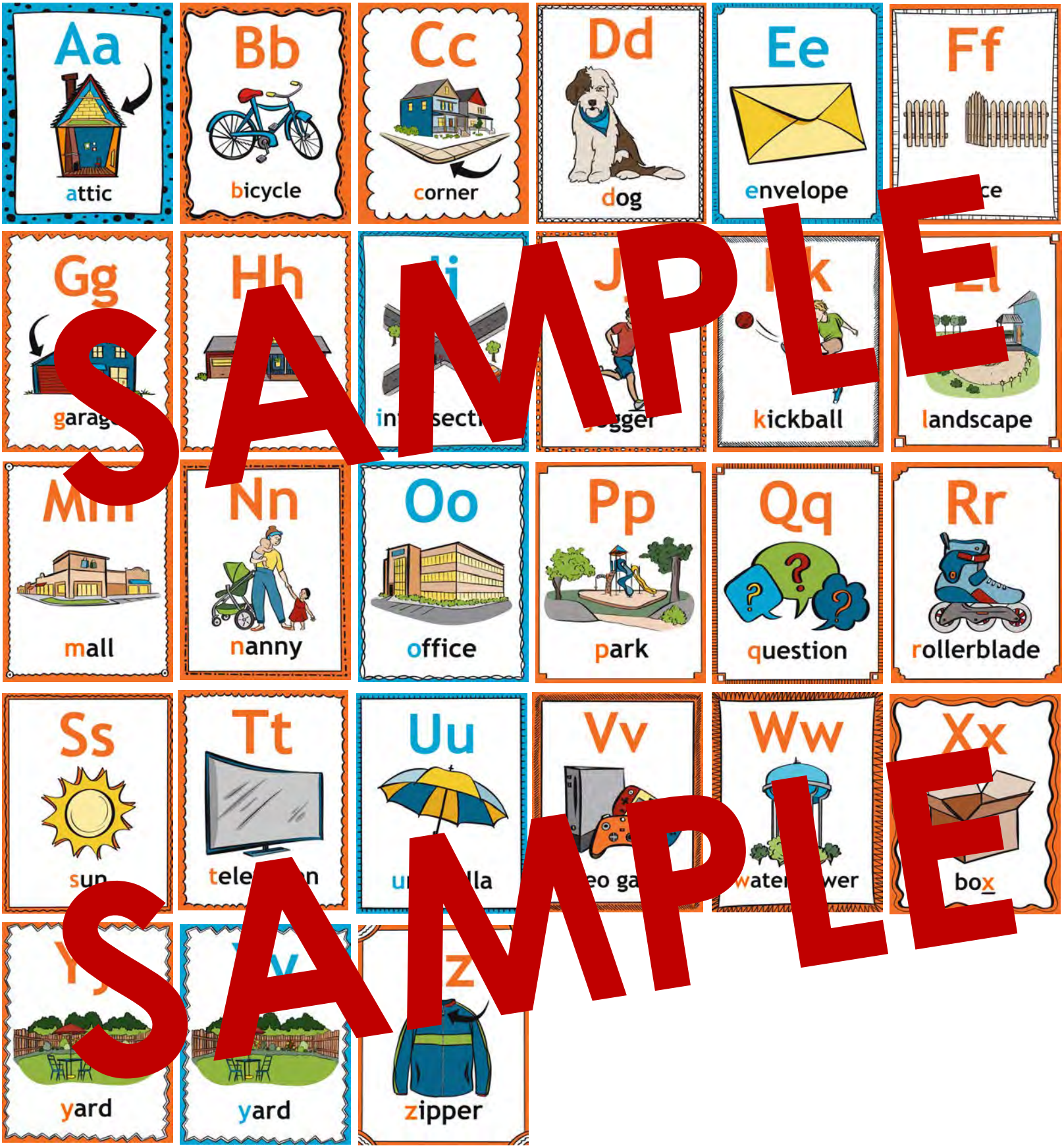
Aa
attic
Bb
bicycle
Cc
corner
Dd
dog
Ee
envelope
Ff
Gg
Hh
Kk
kickball
Ll
landscape
Mm
mall
Nn
nanny
Oo
office
Pp
park
Qq
question
Rr
rollerblade
Ss
Tt
Uu
Vv
Ww
Xx
box
Yy
yard
Zz
zipper
SAMPLE
SAMPLE



SAMPLE

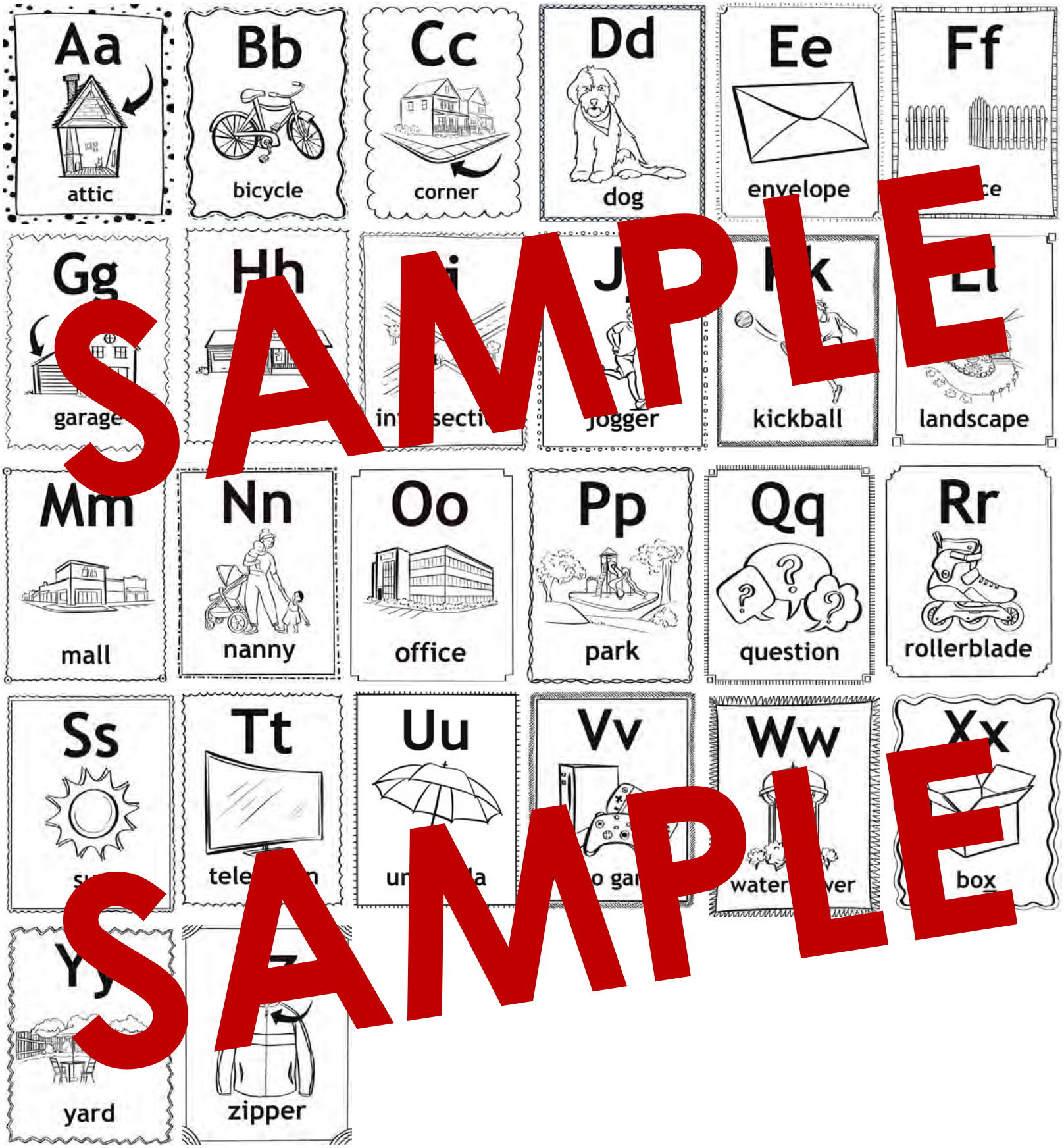
Aa
attic
Bb
bicycle
Cc
corner
Dd
dog
Ee
envelope
Ff
Gg
garage
Hh
Jj
jogger
Kk
kickball
Ll
landscape
Mm
mall
Nn
nanny
Oo
office
Pp
park
Qq
question
Rr
rollerblade
Ss
Tt
Uu
Vv
Ww
Xx
box
Yy
yard
Zz
zipper
SAMPLE
SAMPLE

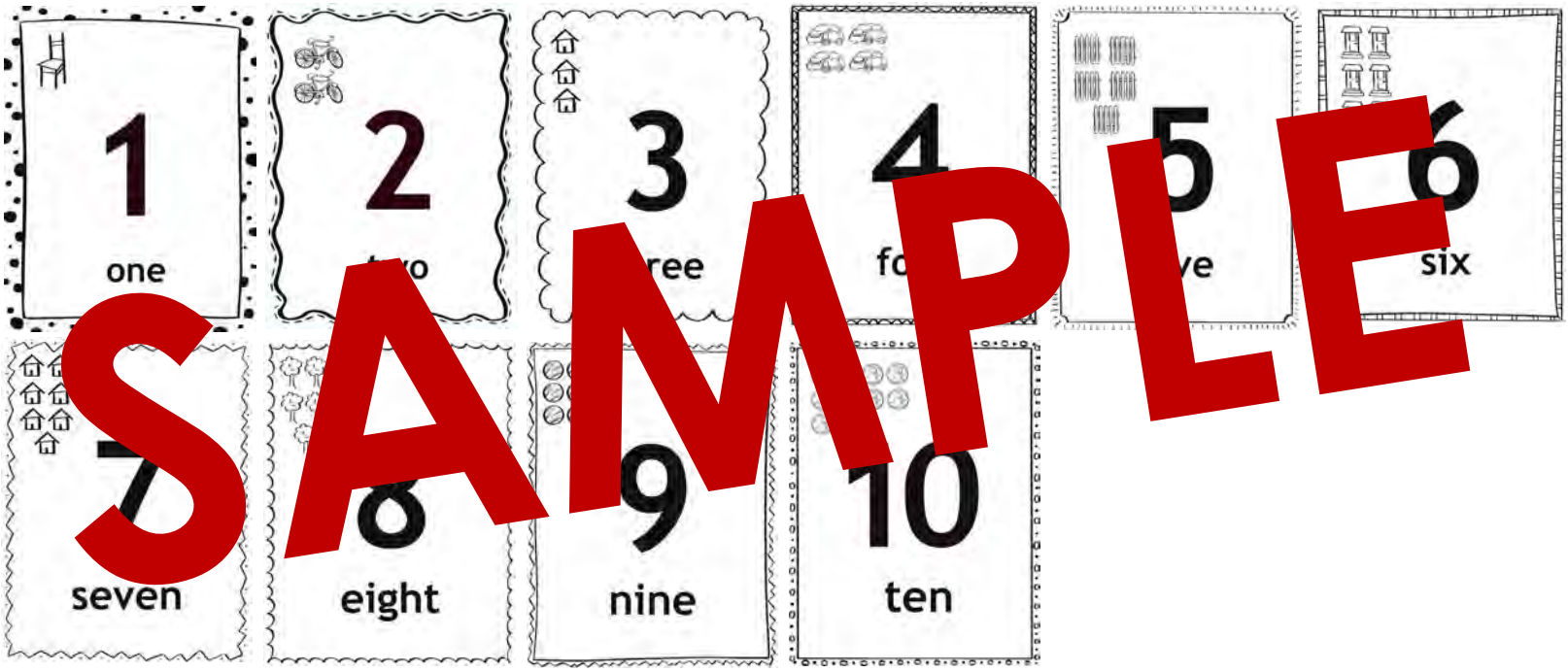

SAMPLE

Name: _____ Date: _____

Directions: Make a list of words that begin with each of the letters below.

Aa



1. _____ 6. _____
2. _____
3. _____
4. _____
5. _____

Bb



bicycle

1. _____ 6. _____
2. _____ 7. _____
3. _____ 8. _____
4. _____ 9. _____
5. _____ 10. _____

Cc



1. _____ 6. _____
2. _____
3. _____
4. _____
5. _____ 10. _____

Dd



dog

1. _____ 6. _____
2. _____ 7. _____
3. _____ 8. _____
4. _____ 9. _____
5. _____ 10. _____

SAMPLE
SAMPLE

Copyright: Out of This World Literacy (Jen Bengel)

Name: _____ Date: _____

Directions: Make a list of words that begin with each of the letters below.

Aa



1. _____ 6. _____
2. _____
3. _____
4. _____
5. _____

Bb



bicycle

1. _____ 6. _____
2. _____ 7. _____
3. _____ 8. _____
4. _____ 9. _____
5. _____ 10. _____

Cc



1. _____ 6. _____
2. _____ 7. _____
3. _____ 8. _____
4. _____ 9. _____
5. _____ 10. _____

Dd



dog

1. _____ 6. _____
2. _____ 7. _____
3. _____ 8. _____
4. _____ 9. _____
5. _____ 10. _____

SAMPLE
SAMPLE

Copyright: Out of This World Literacy (Jen Bengel)