Terms of Use:

****** This purchase is for one teacher only. ******

*** This resource is not to be shared with colleagues or used by an entire grade level, school, or district without purchasing the proper number of licenses.

To share this resource with colleagues you must:

1. Go to 'My TpT' on the top right of your screen
2. Click on 'My Purchases'
3. Click the 'Buy Additional Licenses' button
4. Purchase a discounted license for each colleague you plan to share this resource with

*** The license in not transferrable to another person.

*** If you are a coach, principal, or district interested in a site license, please contact me for a quote at jenbengel5@gmail.com.

*** This resource may not be uploaded to the internet in any form, including classroom/personal websites and network drives.

This Resource is NOT to be:

- Used by an entire grade level, school, or district without purchasing the proper number of licenses.
- Resold or redistributed
- Modified and resold
- Shared on databases, where individuals other than the purchaser have access

I work very hard to provide you with high-quality, time-saving resources and I greatly appreciate your support. Thank you for respecting my work and for respecting my terms of use!

Jen Bengel

Included in This Resource:

1. Alphabet cards in 4 formats.
    - Entire page
    - 4 letters per page
    - 9 letters per page
    - Entire alphabet on one page
2. Black and white and color versions in all 4 formats.
3. Numbers 1-10 in 4 formats (color and B/W).
4. Custom artwork with a rural theme.
5. Student word work pages (printable and digital versions).

Custom Illustrations Credit:

Andrea Bufford Art

www.andreabufford.com

Copyright: Out of This World Literacy (Jen Bengel)

10 Ways to Use the Alphabet Cards

The following list is just a few ideas to get you started…the uses of these cards are limitless!

1. Classroom display/decoration.
2. Word Work in Guided Reading and Small Groups.
    - Make word lists with same initial letters
    - Make lists of rhyming words
    - Make lists of synonyms.
    - Make list of places you've seen or heard the word before.
3. Hole-punched set on a ring.
4. Memory Game.
5. Introduce new vocabulary to ELL students.
6. Individual word lists in each students' notebook.
7. A 'go fish' alphabet game.
8. Making a sound wall.
9. Making an alphabet book and coloring in the letters with the black and white versions.
10. Send home student pages and ask students to make a list of words from around their house that begin with each letter sound. Then write a short story using as many of those words as possible.

Copyright: Out of This World Literacy (Jen Bengel)

ALPHABET CARDS
RURAL THEME

Out of this World LITERACY



















STUDENT PAGES!

4 SIZES & BW!



IDEAS...

- CLASS DECOR
- FLASH CARDS
- WORD WORK IN GUIDED READING



3: 9 PER PAGE



4: ONE PAGE



IDEAS...

- CLASS DECOR
- FLASH CARDS
- WORD WORK IN GUIDED READING

STUDENT PAGES: COLOR, BW, DIGITAL



Name: _____

Directions: Make a list of words that begin with each of the letters below.

Aa

ant

1. _____ 6. _____
2. _____ 7. _____
3. _____ 8. _____
4. _____ 9. _____
5. _____ 10. _____

Bb

barn

1. _____ 6. _____
2. _____ 7. _____
3. _____ 8. _____
4. _____ 9. _____
5. _____ 10. _____

Cc

corn

1. _____ 6. _____
2. _____ 7. _____
3. _____ 8. _____
4. _____ 9. _____
5. _____ 10. _____

Dd

daisy

1. _____ 6. _____
2. _____ 7. _____
3. _____ 8. _____
4. _____ 9. _____
5. _____ 10. _____

Copyright: Out of This World Literacy (Jen Bengel)



Name: _____

Directions: Make a list of words that begin with each of the letters below.

Aa

ant

1. _____ 6. _____
2. _____ 7. _____
3. _____ 8. _____
4. _____ 9. _____
5. _____ 10. _____

Bb

barn

1. _____ 6. _____
2. _____ 7. _____
3. _____ 8. _____
4. _____ 9. _____
5. _____ 10. _____

Cc

corn

1. _____ 6. _____
2. _____ 7. _____
3. _____ 8. _____
4. _____ 9. _____
5. _____ 10. _____

Dd

daisy

1. _____ 6. _____
2. _____ 7. _____
3. _____ 8. _____
4. _____ 9. _____
5. _____ 10. _____

Copyright: Out of This World Literacy (Jen Bengel)



IDEA...



CREATE INDIVIDUAL ALPHABET BOOKS FOR WRITING & SPELLING

GOOGLE™ LINK

Click the link to assign work to students!

Alphabet Word Practice

Copyright: Out of This World Literacy® (Jen Bengel)

Aa



ant

SAMPLE
SAMPLE

Aa



ant

Bb



barn

Cc



corn

Dd



daisy

SAMPLE

SAMPLE

Jj



jar

Kk



Ll



Mm



mountain

Nn



Oo



Pp



pasture

Qq



quack

Rr



river

SAMPLE
SAMPLE























































SAMPLE
SAMPLE

Aa



ant

SAMPLE
SAMPLE

Aa



ant

Bb



barn

Cc



corn

Dd



daisy

SAMPLE

SAMPLE

Aa



ant

Bb



Cc



corn

Dd



daisy

Ee



Ff



Gg



garden

Hh



hay

Ii



insect

SAMPLE
SAMPLE

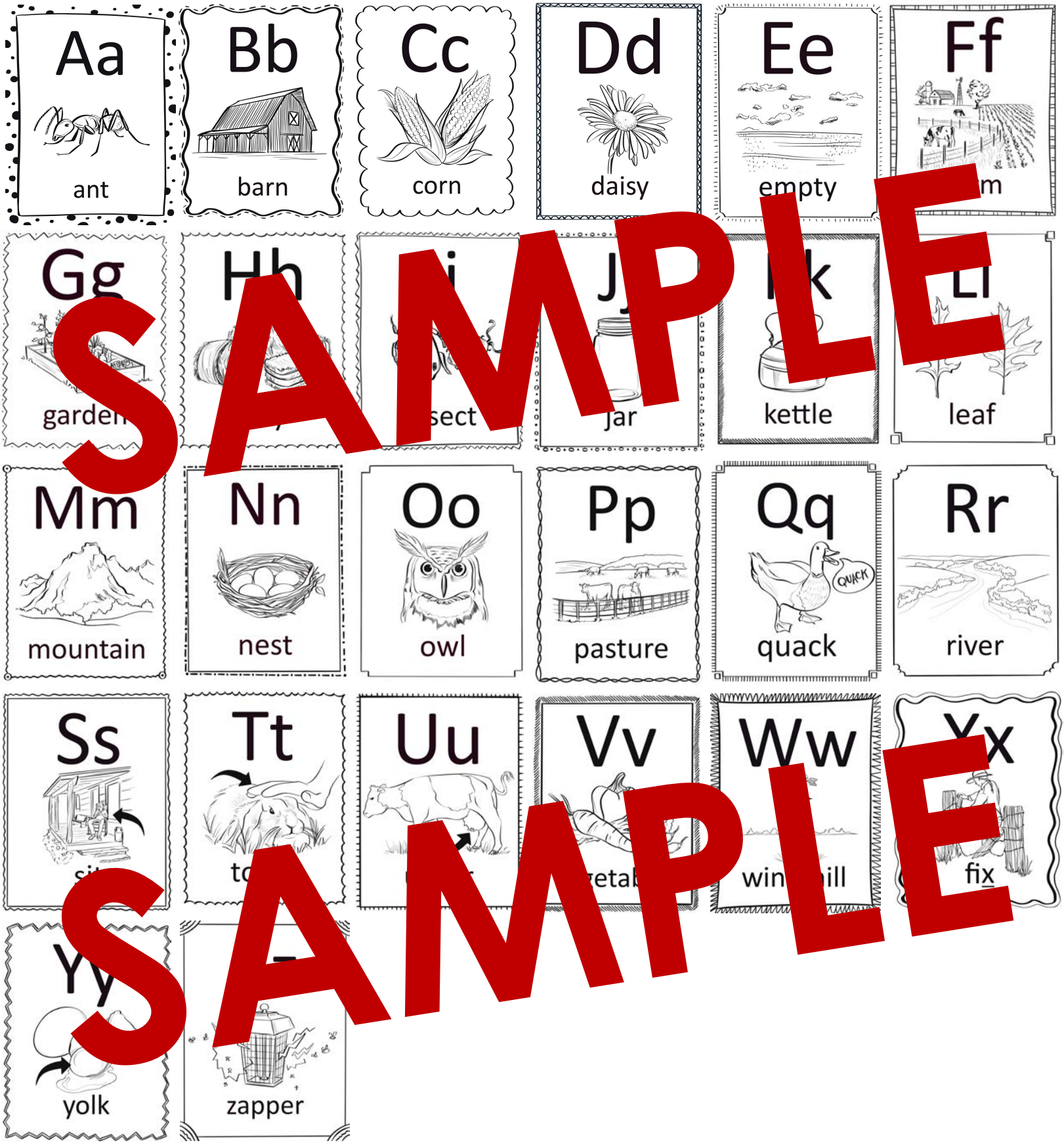
Aa
ant
Bb
barn
Cc
corn
Dd
daisy
Ee
empty
Ff
Gg
garden
Hh
Ii
sect
Jj
jar
Kk
kettle
Ll
leaf
Mm
mountain
Nn
nest
Oo
owl
Pp
pasture
Qq
QUACK
quack
Rr
river
Ss
Tt
Uu
Vv
Ww
Xx
fix
Yy
yolk
Zz
zapper
SAMPLE
SAMPLE

Name: _____ Date: _____

Directions: Make a list of words that begin with each of the letters below.

Aa



nt

1. _____
2. _____
3. _____
4. _____
5. _____
6. _____
7. _____
8. _____
9. _____
10. _____

Bb



barn

1. _____
2. _____
3. _____
4. _____
5. _____
6. _____
7. _____
8. _____
9. _____
10. _____

Cc



co

1. _____
2. _____
3. _____
4. _____
5. _____
6. _____
7. _____
8. _____
9. _____
10. _____

Dd



daisy

1. _____
2. _____
3. _____
4. _____
5. _____
6. _____
7. _____
8. _____
9. _____
10. _____

SAMPLE

SAMPLE

Copyright: Out of This World Literacy (Jen Bengel)

Name: _____ Date: _____

Directions: Make a list of words that begin with each of the letters below.

Aa



1. _____ 6. _____
2. _____
3. _____
4. _____
5. _____

Bb



barn

1. _____ 6. _____
2. _____ 7. _____
3. _____ 8. _____
4. _____ 9. _____
5. _____ 10. _____

Cc



1. _____ 6. _____
2. _____
3. _____
4. _____
5. _____ 10. _____

Dd



daisy

1. _____ 6. _____
2. _____ 7. _____
3. _____ 8. _____
4. _____ 9. _____
5. _____ 10. _____

SAMPLE
SAMPLE

Copyright: Out of This World Literacy (Jen Bengel)